

MOON Shoulder Instability

Posterior Stabilization

Therapy Protocol



MOON SHOULDER
GROUP

Instructions for the Therapist

The MOON Shoulder Group is a collection of shoulder experts who study the best methods to treat patients after surgery for shoulder instability. Your patient is part of a group of patients being closely followed in order to determine which patients have the best and worst outcomes after surgery.

- The patient is to begin therapy 2 weeks after surgery
- The patient should work with the therapist 1-3x per week until released by the surgeon

Do not add or skip any part of this program. If you have concerns, please contact your surgeon.

Introduction

Goals: The two main goals of this physical therapy program are to:

- (1) Have full active and passive range of motion by 3 months after surgery and
- (2) Return to sport by 18-24 weeks after surgery

Sling Usage: Patients must wear their sling **at all times**, except when showering/bathing for 6 weeks. This does include while they are sleeping.

Ice/Cryo Cuff: We encourage the use of the ice or the cryo cuff to help control pain and inflammation after surgery.

Questions/Concerns: If you have questions or concerns, please contact the patient's physician. Questions or concerns regarding the rehabilitation protocol may be sent to the MOON Shoulder Group research hub, listed on the back of this book.

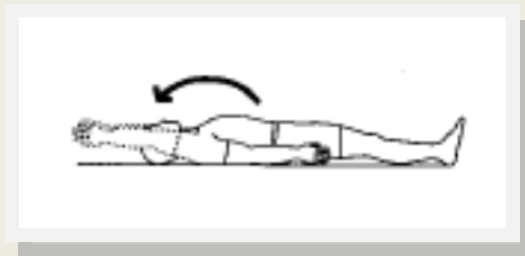
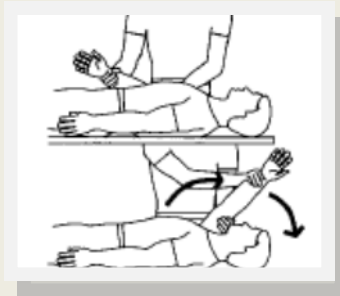
Timeline

0-2 weeks—

- Wrist and elbow ROM only

2 weeks—

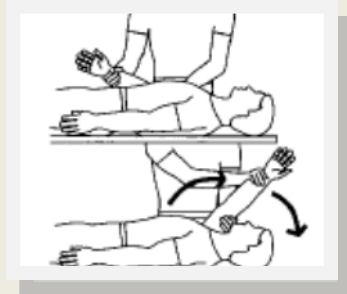
- Passive/active assist forward flexion (FF) to 90 degrees



Timeline (cont'd)

4 weeks—

- Passive/active assist FF to 120



- Passive/active assist Abduction to 90

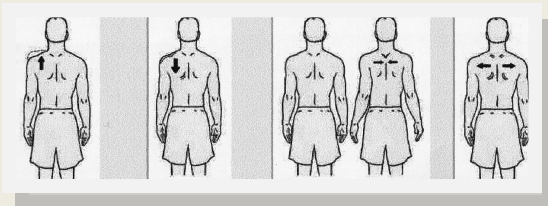


- Isometrics—no External Rotation (ER)
- No combined Abduction and Internal Rotation (IR)!

Timeline (cont'd)

6 weeks—

- May discontinue sling usage, unless in a crowd, or on slippery surfaces
- Unlimited Passive/active assist FF
- May begin active motion in all planes – to remain less than passive limits
- Resisted isometrics—(No ER)
- PRE's – No ER/IR
- Scapular stabilizers - protraction/retraction



- Anterior glides OK if needed – no posterior

Timeline (cont'd)

8 weeks—

- Passive/active assist internal rotation to 30 degrees with arm at side
- Passive/active assist internal rotation at 45 degrees abduction to 30 degrees
- Continue to progress with active motion
- May slowly progress to resisted exercises with therabands


10 Weeks—

- Unlimited internal rotation – passive and active
- PRE's – with IR/ER

Timeline (cont'd)

14 weeks—

- May begin sport specific exercises



- Posterior glides OK if needed

20-24 weeks—

- Return to play sports with approval of physician

MOON SHOULDER GROUP

For information regarding the MOON Shoulder Instability study,
speak to your surgeon or contact:

Shannon Ortiz

2701 Prairie Meadow Drive

University of Iowa Sports Medicine Center

Iowa City, IA 52240

shannon-ortiz@uiowa.edu

319-467-8108



UI Sports Medicine

University of Iowa
Hospitals and Clinics

VANDERBILT UNIVERSITY
MEDICAL CENTER

UCSF Medical Center
Orthopaedic Institute

HOSPITAL
FOR
SPECIAL
SURGERY



Washington
University in St. Louis



Penn
UNIVERSITY OF PENNSYLVANIA

OHIO STATE
UNIVERSITY
Medical
Center

UNIVERSITY OF MICHIGAN
ORTHOPAEDIC SURGERY



ORTHOPEDIC
INSTITUTE

University of Iowa Hospital and Clinics IRB Approval Date: 11/1/2012